



# KENNEDY C. CROSSAN SCHOOL

## 2021-22 SCHOOL PROGRESS REPORT ON EDUCATION AND EQUITY

School Code | 8230 Sector | District Network | Network 8  
Principal Name | Ms Khadijah Bright  
Address | 7350 Bingham St  
Phone | 215-400-3160 Website | crossan.philasd.org/  
Report Type | Elementary School Grades in Report | K-5  
Admissions Category | Neighborhood  
Turnaround Model | N/A  
Receives HS Report | No  
Oct 1 Enrollment | 300

### Student Enrollment and Demographics



- 0.0% American Indian / Alaskan Native
- 12.3% Asian
- 39.7% Black / African American
- 25.0% Hispanic / Latino
- 3.0% Multi Racial / Other
- 0.0% Native Hawaiian / Pacific Islander
- 20.0% White

**335**

Total Number of Students Served for  
10+ Days Over the Year

**8.0%**

% Students with IEPs

**12.7%**

% English Learners

**78.3%**

% Economically Disadvantaged

### Student Attendance

**40.9%**

% Students Attending at Least 95%  
of Instructional Days

**67.5%**

% Students Attending at Least 90%  
of Instructional Days

Score Level	Performance	Improvement	Level
<b>Level 3</b>			
<b>Performance</b> <i>At or Above Target in</i> <b>37.5 %</b> 3 out of 8 Eligible Metrics			
<b>Improvement</b> <b>Insufficient Data for Score</b>			
<b>Goal Performance (All Students)</b>			
<b>GOAL 1   PSSA ELA % of Students Proficient or Advanced (Grades 3-8)</b> <b>Score: 35.4 %</b> -7.1 pts from 2021-2022 target <b>NOT MEETING</b> no data prior year			
<b>GOAL 2   PSSA ELA % of Students Proficient or Advanced (Grade 3)</b> <b>Score: 34.1 %</b> -5.2 pts from 2021-2022 target <b>NOT MEETING</b> no data prior year			
<b>GOAL 3   PSSA Math % of Students Proficient or Advanced (Grades 3-8)</b> <b>Score: 20.6 %</b> -8.1 pts from 2021-2022 target <b>NOT MEETING</b> no data prior year			
<ul style="list-style-type: none"> <li>Meeting Target</li> <li>Not Meeting Target</li> </ul>			
	<b>American Indian / Alaskan Native</b> Insufficient Data for Score	Insufficient Data for Score	
	<b>Asian</b> Insufficient Data for Score	Insufficient Data for Score	
	<b>Black / African American</b> Insufficient Data for Score	Insufficient Data for Score	
	<b>Hispanic / Latino</b> Insufficient Data for Score	Insufficient Data for Score	
	<b>Multi Racial / Other</b> Insufficient Data for Score	Insufficient Data for Score	
	<b>Native Hawaiian / Pacific Islander</b> Insufficient Data for Score	Insufficient Data for Score	
	<b>White</b> Insufficient Data for Score	Insufficient Data for Score	
	<b>English Learners</b> Insufficient Data for Score	Insufficient Data for Score	
	<b>Students with IEPs</b> Insufficient Data for Score	Insufficient Data for Score	
	<b>Economically Disadvantaged</b> Insufficient Data for Score	Insufficient Data for Score	

# Reading/ELA: Every Student Reads On or Above Grade Level

## Goal 1 - Reading Grades 3-8

School Code | 8230 School Name | Kennedy C. Crossan School

**Goal 1:** The percentage of students in grades 3-8 who are proficient on the state ELA assessment will grow from 35.7% in August 2019 to 65.0% by August 2026

### PSSA ELA: % of Students Proficient or Advanced, Grades 3-8

**All Students, 127 students**

**Score: 35.4 %**



**2021-2022 Target: 42.5 %**

-7.1 pts from target

**2025-2026 Goal: 65.0 %**

-29.6 pts from target

NOT MEETING

no data prior year



- Meeting Target
- Not Meeting Target

**American Indian / Alaskan Native**

Insufficient Sample

**Asian**

Insufficient Sample

**Black / African American, 64 students**

**Score: 37.5 %**

-5.0 pts from target

NOT MEETING

no data prior year



**Hispanic / Latino, 21 students**

**Score: 19.1 %**

-23.4 pts from target

NOT MEETING

no data prior year



**Multi Racial / Other**

Insufficient Sample

**Native Hawaiian / Pacific Islander**

Insufficient Sample

**White, 23 students**

**Score: 34.8 %**

-7.7 pts from target

NOT MEETING

no data prior year



**English Learners**

Insufficient Sample

**Students with IEPs**

Insufficient Sample

**Economically Disadvantaged, 97 students**

**Score: 34.0 %**

-8.5 pts from target

NOT MEETING

no data prior year



# Reading/ELA: Every Student Reads On or Above Grade Level

## Goal 2 - Reading Grade 3

School Code | 8230 School Name | Kennedy C. Crossan School

**Goal 2:** The percentage of 3rd grade students who are proficient on the state ELA assessment will grow from 32.5% in August 2019 to 62.0% by August 2026

### PSSA ELA: % of Students Proficient or Advanced, Grade 3

**All Students, 44 students**

**Score: 34.1 %**



**2021-2022 Target: 39.3 %**

-5.2 pts from target

**2025-2026 Goal: 62.0 %**

-27.9 pts from target

NOT MEETING

no data prior year



- Meeting Target
- Not Meeting Target

**American Indian / Alaskan Native**

Insufficient Sample

**Asian**

Insufficient Sample

**Black / African American, 20 students**

**Score: 40.0 %**  
0.7 pts above target

MEETING

no data prior year



**Hispanic / Latino**

Insufficient Sample

**Multi Racial / Other**

Insufficient Sample

**Native Hawaiian / Pacific Islander**

Insufficient Sample

**White**

Insufficient Sample

**English Learners**

Insufficient Sample

**Students with IEPs**

Insufficient Sample

**Economically Disadvantaged, 37 students**

**Score: 35.1 %**  
-4.2 pts from target

NOT MEETING

no data prior year



# Math & Science: Every Student Performs On or Above Grade Level

## Goal 3 - Math Grades 3-8

School Code | 8230 School Name | Kennedy C. Crossan School

**Goal 3:** The percentage of students in grades 3-8 who are proficient on the state Math assessment will grow from 21.6% in August 2019 to 52.0% by August 2026

### PSSA Math: % Students Proficient or Advanced, Grades 3-8

All Students, 131 students

**Score: 20.6 %**



**2021-2022 Target: 28.7 %**

-8.1 pts from target

**2025-2026 Goal: 52.0 %**

-31.4 pts from target

NOT MEETING

no data prior year



### PSSA Science

% of Students Proficient or Advanced in Science (Grades 4 and 8)

**59.6 %**

28 out of 47 students

American Indian / Alaskan Native

Insufficient Sample

Asian

Insufficient Sample

Black / African American, 66 students

**Score: 19.7 %**

-9.0 pts from target

NOT MEETING

no data prior year



Hispanic / Latino, 23 students

**Score: 13.0 %**

-15.7 pts from target

NOT MEETING

no data prior year



Multi Racial / Other

Insufficient Sample

Native Hawaiian / Pacific Islander

Insufficient Sample

White, 23 students

**Score: 26.1 %**

-2.6 pts from target

NOT MEETING

no data prior year



English Learners, 22 students

**Score: 9.1 %**

-19.6 pts from target

NOT MEETING

no data prior year



Students with IEPs

Insufficient Sample

Economically Disadvantaged, 100 students

**Score: 20.0 %**

-8.7 pts from target

NOT MEETING

no data prior year



# Climate, Culture & Opportunity

## Guardrail 1 - Welcoming and Supportive Schools

School Code | 8230 School Name | Kennedy C. Crossan School

**Guardrail 1:** Every school will be a safe, welcoming and healthy place where our students, staff and community want to be and learn each day. This means that our schools will be: 1) environmentally safe and clean; and 2) spaces with inclusive climates that provide students with access to robust social, emotional, and mental health supports.


### School Climate Score

Score: 7.1



2021-2022 Target: 7.0  
0.1 pts above target

2025-2026 Goal: 7.0  
0.1 pts above target



### School Climate Survey

7.1/10  
Student Rating

Insufficient Sample  
Parent Rating

7.1/10  
Teacher Rating

### School Instruction Score

Score: 8.0



2021-2022 Target: 8.0  
at target

2025-2026 Goal: 8.0  
at target



### School Instruction Survey

8.0/10  
Student Rating

Insufficient Sample  
Parent Rating

8.0/10  
Teacher Rating

- Meeting Target
- Not Meeting Target



No



School Has at Least 2 Behavioral/Mental Health Support FTEs per 500 Students

# Climate, Culture & Opportunity

## Guardrail 1 - Welcoming and Supportive Schools

School Code | 8230 School Name | Kennedy C. Crossan School

**Guardrail 1:** Every school will be a safe, welcoming and healthy place where our students, staff and community want to be and learn each day. This means that our schools will be: 1) environmentally safe and clean; and 2) spaces with inclusive climates that provide students with access to robust social, emotional, and mental health supports.

% of Students Attending at Least 95% of Instructional Days	% of Students Attending					
<p><b>All Students: 335 Students</b></p> <p style="text-align: center;"><b>Score: 40.9 %</b></p>  <p>2021-2022 Target: 52.9 % -12.0 pts from target</p> <p>2025-2026 Goal: 60.0 % -19.1 pts from target</p> <p><b>NOT MEETING</b> no data prior year</p>	<p><b>Greater Than 95% of Instructional Days</b> 40.9 %</p>	<p><b>90-95% of Instructional Days</b> 26.6 %</p>				
<p><b>All Students: 335 Students</b></p> <p style="text-align: center;"><b>Score: 67.5 %</b></p>  <p>2021-2022 Target: 82.3 % -14.8 pts from target</p> <p>2025-2026 Goal: 94.0 % -26.5 pts from target</p> <p><b>NOT MEETING</b> no data prior year</p>	<p style="text-align: center;"><b>Additional Metrics</b></p> <table border="0" style="width: 100%;"> <tr> <td style="text-align: center; vertical-align: top;"> <p><b>68.2%</b></p> <p><i>% of Teachers Attending at Least 95% of Work Days (Cumulative)</i></p> </td> <td style="text-align: center; vertical-align: top;"> <p><b>100.0%</b></p> <p><i>Teacher Annual Retention</i></p> </td> </tr> <tr> <td style="text-align: center; vertical-align: top;"> <p><b>80.0%</b></p> <p><i>% of Teachers Receiving a Proficient MMS Rating</i></p> </td> <td style="text-align: center; vertical-align: top;"> <p><b>20.0%</b></p> <p><i>% of Teachers Receiving a Distinguished MMS Rating</i></p> </td> </tr> </table>		<p><b>68.2%</b></p> <p><i>% of Teachers Attending at Least 95% of Work Days (Cumulative)</i></p>	<p><b>100.0%</b></p> <p><i>Teacher Annual Retention</i></p>	<p><b>80.0%</b></p> <p><i>% of Teachers Receiving a Proficient MMS Rating</i></p>	<p><b>20.0%</b></p> <p><i>% of Teachers Receiving a Distinguished MMS Rating</i></p>
<p><b>68.2%</b></p> <p><i>% of Teachers Attending at Least 95% of Work Days (Cumulative)</i></p>	<p><b>100.0%</b></p> <p><i>Teacher Annual Retention</i></p>					
<p><b>80.0%</b></p> <p><i>% of Teachers Receiving a Proficient MMS Rating</i></p>	<p><b>20.0%</b></p> <p><i>% of Teachers Receiving a Distinguished MMS Rating</i></p>					

- Meeting Target
- Not Meeting Target

# Climate, Culture & Opportunity

## Guardrail 2 - Enriching and Well-rounded School Experiences

## Guardrail 3 - Partnering with Parents / Family Members

School Code | 8230 School Name | Kennedy C. Crossan School

**Guardrail 2:** Every student will have a well-rounded education with co-curricular opportunities, including arts and athletics, integrated into the school experience.

**Guardrail 3:** Every parent and guardian will be welcomed and encouraged to be partners in their child's school community.

### % of Students Participating in Visual / Performing Arts

*% of Students  
Participating in Visual /  
Performing Arts*

**22.5 %**

*61 out of 271 students*

### School Relationship Score

**Insufficient Sample**

### Additional Metrics



**Yes**

*School Has a SAC/Parent Advisory Group*



**Yes**

*School Has a SAC/Parent Advisory Group That Meets Regularly*



**4**

*Number of SAC/Parent Advisory Group Meetings*

- Meeting Target
- Not Meeting Target

# Climate, Culture & Opportunity

## Guardrail 4 - Addressing Racist Practices

School Code | 8230 School Name | Kennedy C. Crossan School

**Guardrail 4:** Our students' potential will not be limited by practices that perpetuate systemic racism and hinder student achievement.

